


# DESIGN COLLECTION

2023-2024

Website: [www.lushbydesign.com](http://www.lushbydesign.com)  
E-mail: [info@lushbydesign.com](mailto:info@lushbydesign.com)

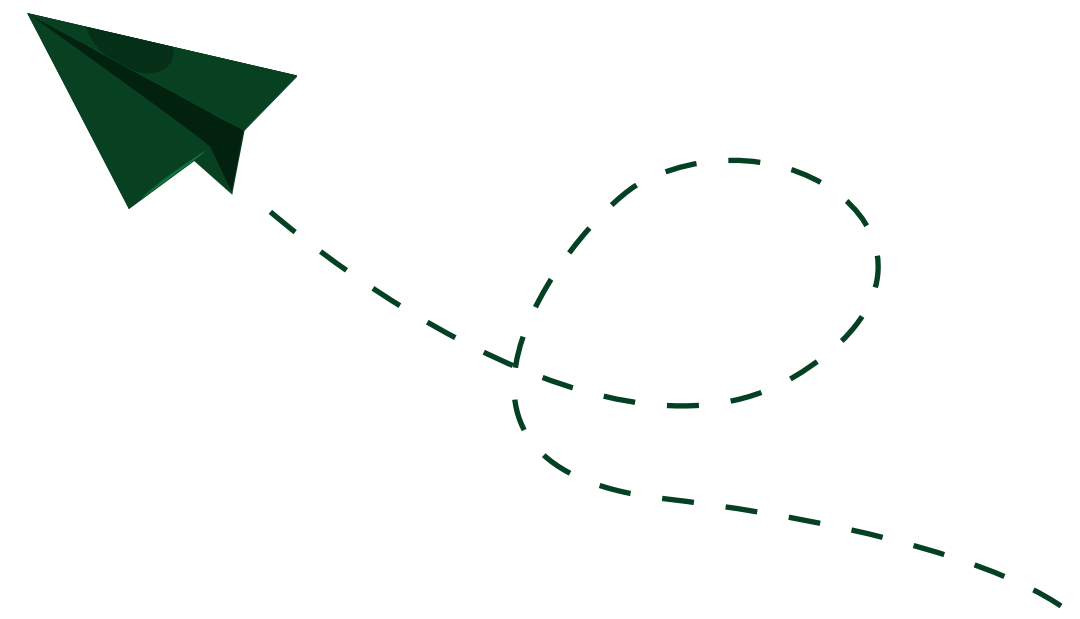


## About LUSH

Founded in 2019, as a design brand of GESIGN, LUSH is committed to providing user-friendly and sustainable products to meet the needs of catering and banquet equipment in hospitality.

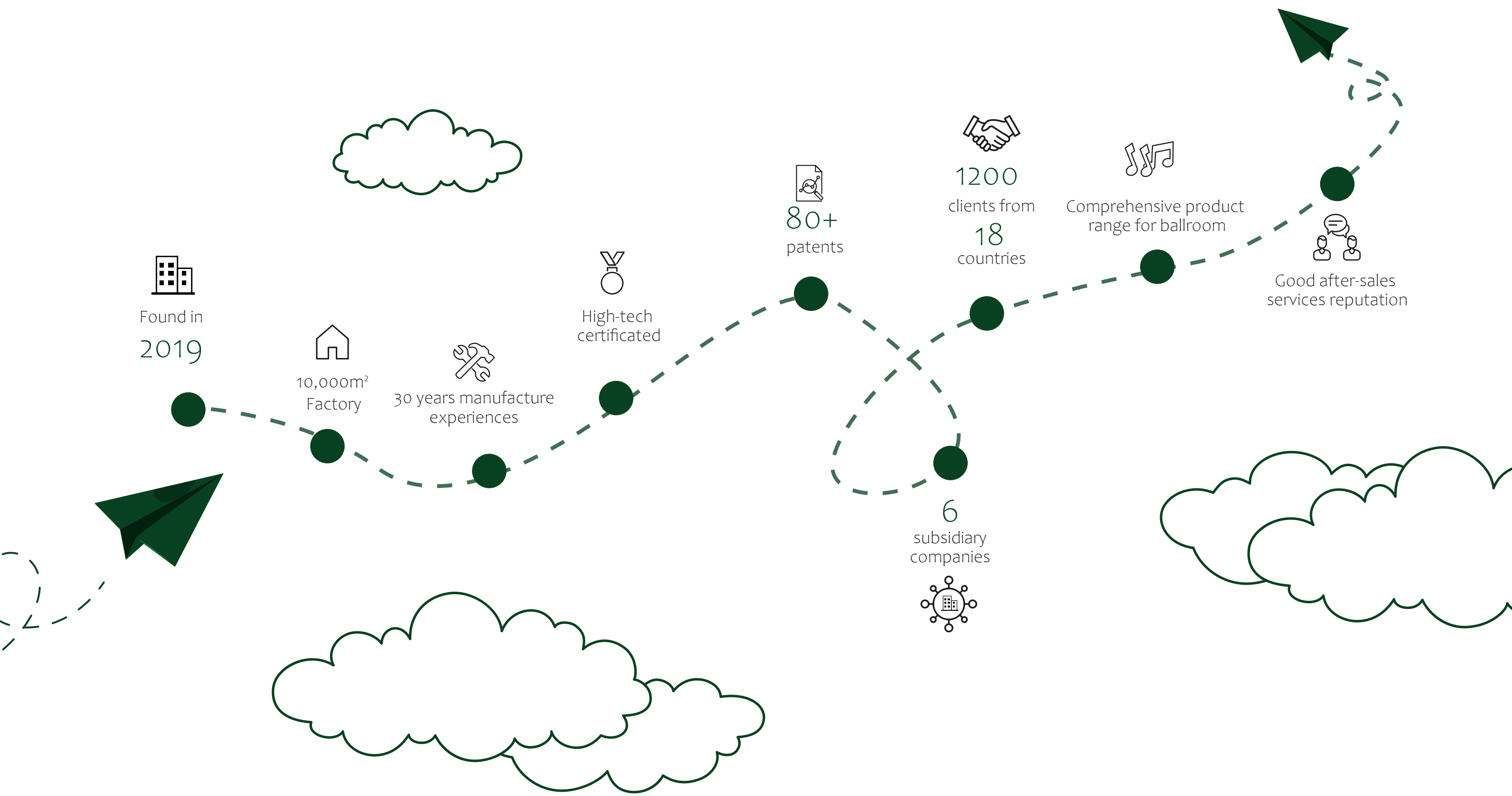
As a manufacturer with more than 30 years of experience in this industry, we have seen significant changes, with more and more customized designs and specific functions being welcomed, purchasing volume is increasing massively. In this process, LUSH noticed something we should pay great attention to, more and more products were over-design but didn't meet the basic daily use requirement and caused huge waste.

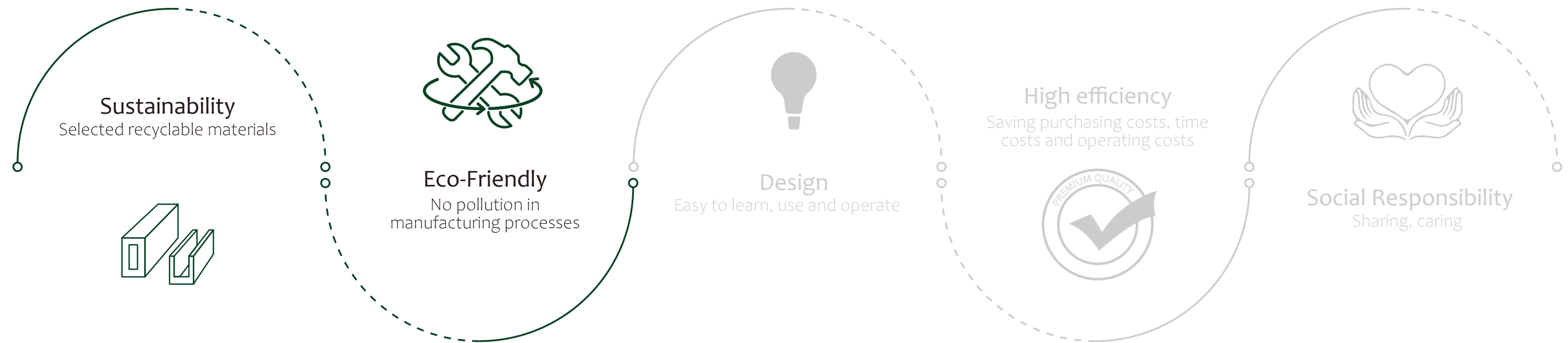
As a manufacturer, we developed 3 principles of LUSH which are we go green, user-friendly, and minimalist. The 3 principles guide us from product design to end-user delivery. Every piece of product we launched into the market is made under the 3 principles, and we hope more peers join us in this journey of being more social responsibility.



# Overview

2019 2020 2021 2022 2023





## We Go Green

Yes, it is our first step, deciding to go green, now we need almost two planets to support our current consumption, and that's why the move to go green is more important than ever, especially as a manufacturer.

Reduce, Reuse, and Recycle is our first commitment in daily production and operation but also at the same time commit to the prevention of air, land, and water pollution. While we are working on energy saving equipment research and partner with suppliers who share the same commitment with us.

We are taking action now, not just making products responsibly and sustainably, also we want to be the part of building the better future.





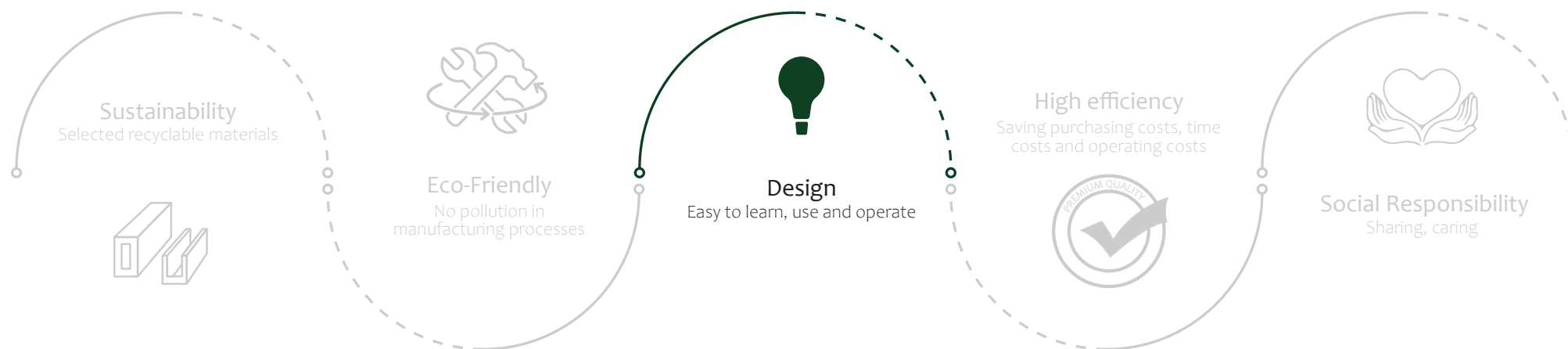

## User-Friendly


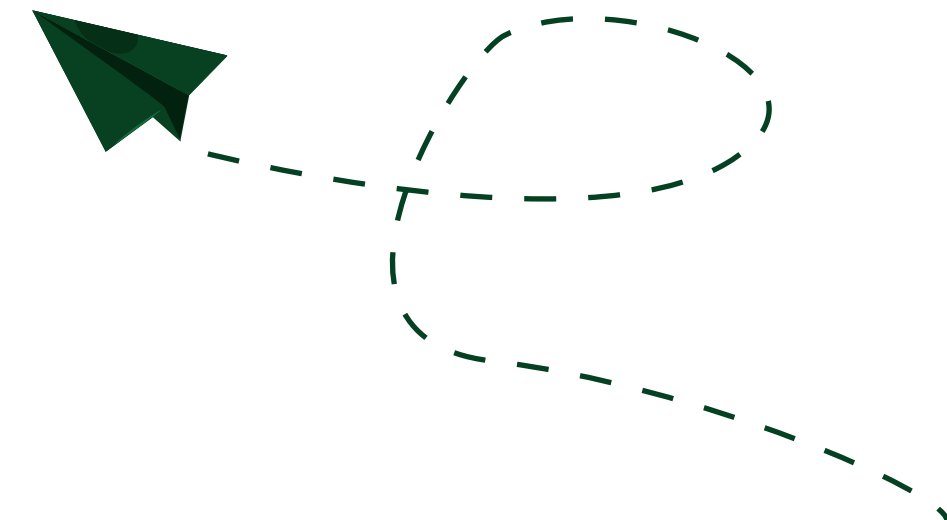
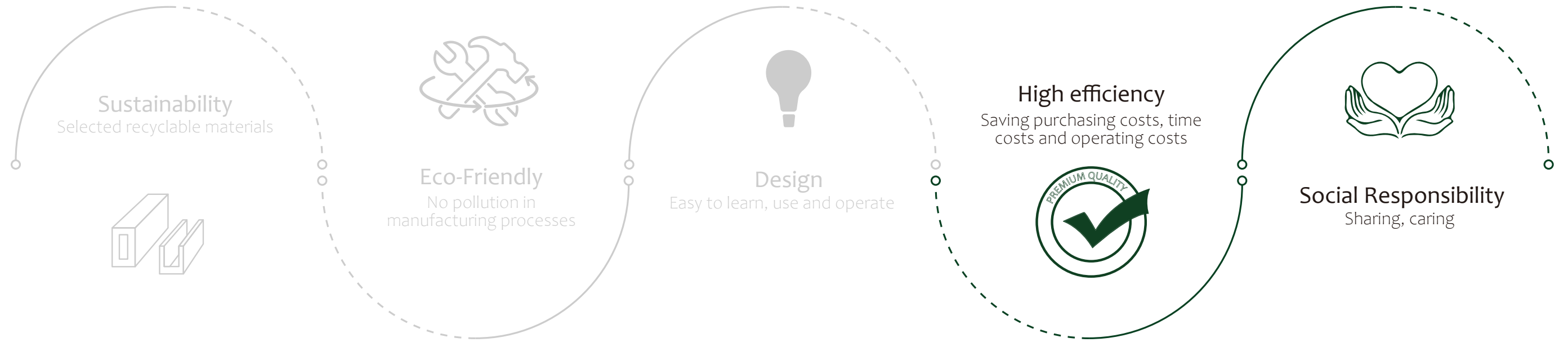
User-friendly is not only about the products, it is more related to the design concept.

User-friendly can only be met with full consideration of usage requirements and thoughtful design.

We don't produce any hollow-designed products that only look fancy or design too complicated to use, a good product should be simple to understand and easy to learn.

User-friendly is always our core design concept which drives us to explore more possibilities in multifunctional, space-saving, high efficiency, and better appearance on hospitality products.





## Minimalist

It is all about what matters, we want to use the simplest and fewest elements to create the maximum effect. Nowadays the great imbalances of information and materials caused huge waste in some areas and famine in many others.

At LUSH, we don't encourage over-consumption, producing one piece of the user-friendly product means more than anything else to us. Owning only what adds value and removing the rest is our mission, we want to make the best use of what we produced that adds value to your daily operations. We save our customers purchasing costs, time costs, and operating costs.

# Reference



## Marriott Group

Sheraton Seoul Palace Gangnam Hotel, SOUTH KOREA  
Sheraton Dubai Creek Hotel & Towers, UAE  
The St.Regis Dubai Al Habtoor City, UAE  
The Polo Club By St.Regis Dubai, UAE  
The Westin Dubai Al Habtoor City, UAE  
Marriott KOREA, SOUTH KOREA  
JW Marriott Seoul, SOUTH KOREA  
Sheraton Hotel Tung Chung, CHINA  
JW Marriott Anji Hotel, CHINA  
The Ritz-Carlton Dubai, UAE  
Edition Abu Dhabi, UAE  
Le Meridien Riyadh, UAE  
Marriott Clearwater, USA



## Accor Group

Novotel Singapore Clark Quay, SINGAPORE  
Fairmont Hotel Jakarta, INDONESIA  
Pullman Hotel Zhangjiajie, CHINA  
M gallery Doha, QATAR  
Sofitel Hangzhou, CHINA  
Sofitel Xiongan, CHINA  
Sofitel Guiyang, CHINA




## Hyatt Group

Hyatt Regency Paris Etoile, FRANCE  
Hyatt Regency Cochin Hotel, INDIA  
Grand Hyatt Al Khobar, UAE  
Grand Hyatt Hefei, CHINA  
Park Hyatt Dubai, UAE



## Rosewood Group

Rosewood Hotel Phnom Penh, CAMBODIA  
Rosewood Hotel HongKong, HK CHINA  
Rosewood Hotel Guangzhou, CHINA  
Rosewood Bangkok Hotel, THAILAND  
New world Hotel Manila, PHILIPPINES  
New world Hotel Saigon, VIETNAM  
New world Hotel Langfang, CHINA



# Reference



## Kempinski Group

- Kempinski Yuyang Hotel HANGZHOU, CHINA
- Kempinski Suzhou Jinji Lake, CHINA
- Kempinski Hotel Palm Dubai, CHINA
- Kempinski Hotel Shenyang, CHINA
- Kempinski Hotel Chengdu, CHINA
- Kempinski hotel Nanjing, CHINA




## Jumeirah Group

- Jumeirah Saray Zabee Palm Dubai, UAE
- Madinat Jumeirah Hotel Dubai, UAE
- Jumeirah Guangzhou Hotel, CHINA
- Jumeirah Emirates Towers, UAE
- Burj Al Arab Dubail, UAE



## Shangri-la

- Shangri-la Xi'an, CHINA
- Shangri-la Fuzhou, CHINA
- Shangri-la Wuhan , CHINA
- Shangri-la Rasa Sentosa, SINGAPORE
- Shangri-la Front Beach Hotel-Shanghai, CHINA



## Other Group

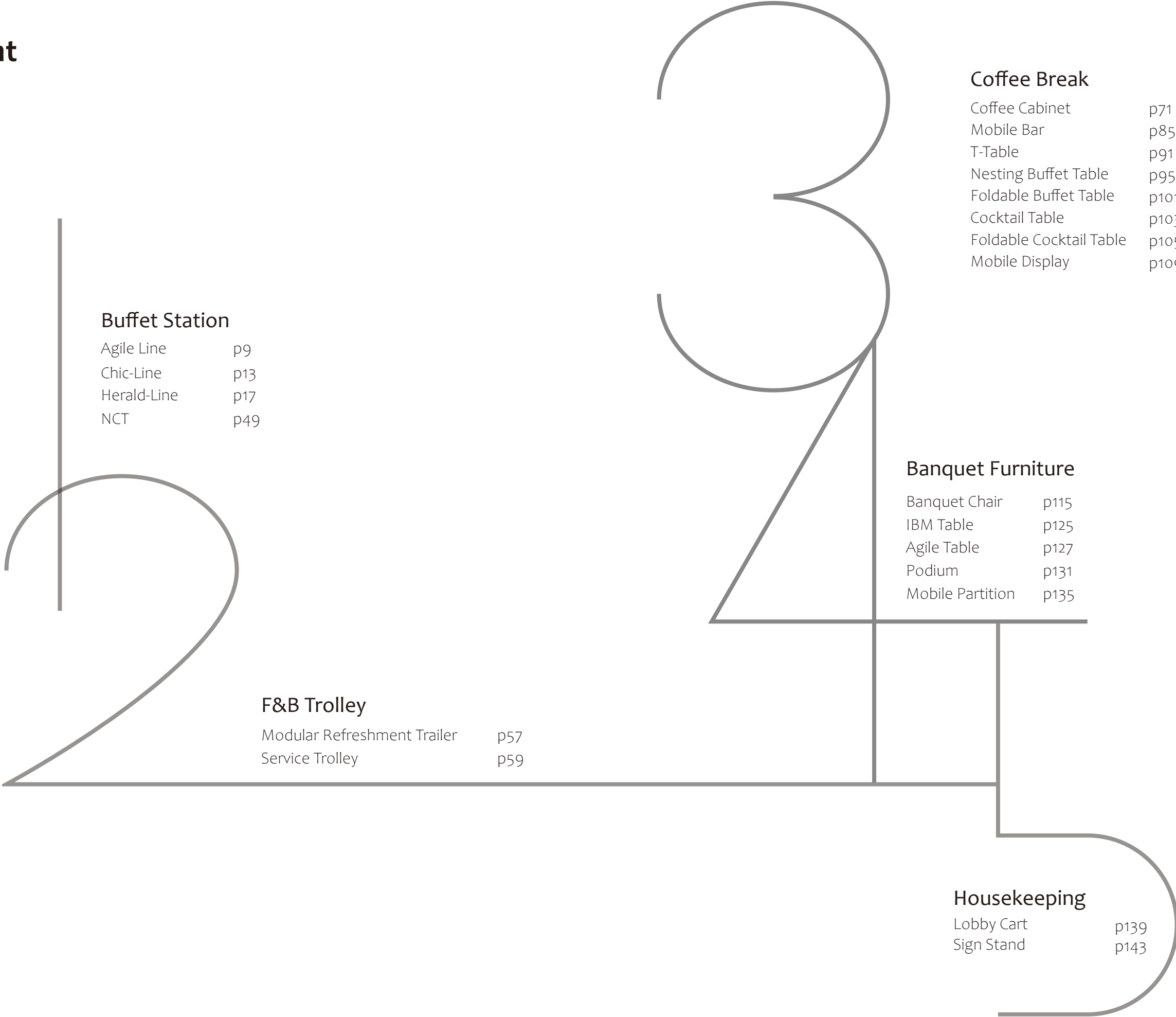
- Marina Bay Sands Hotel Singapore, SINGAPORE
- Radisson Blu Hangzhou Xintiandi, INDIA
- Oakwood Premiere Jakarta, INDONESIA
- Wyndham Ha Noi Vietnam, VIETNAM
- Angsana Zhuhai Phoenix Bay, CHINA
- Mandarin Oriental BKK, THAILAND
- Burj Khalifa-Armani Hotel, UAE
- Atlantis Hotel Palm Dubai, UAE



## Exhibition/Convention Center

- Xiongan Business Service Center Project Exhibition Center
- Xiao River International Conference Center
- Nanjing Yangtze River Convention Center
- Ningbo International Convention Center
- Xi'an Silk Road Exhibition Center
- Xi'an Qujiang Convenient Center
- Xi 'an Airport Exhibition Center
- M Plus Museum Hong Kong
- Suzhou Convention Center

# Content



## Buffet Station

Agile Line	p9
Chic-Line	p13
Herald-Line	p17
NCT	p49

## F&B Trolley

Modular Refreshment Trailer	p57
Service Trolley	p59

## Coffee Break

Coffee Cabinet	p71
Mobile Bar	p85
T-Table	p91
Nesting Buffet Table	p95
Foldable Buffet Table	p101
Cocktail Table	p103
Foldable Cocktail Table	p105
Mobile Display	p109

## Banquet Furniture

Banquet Chair	p115
IBM Table	p125
Agile Table	p127
Podium	p131
Mobile Partition	p135

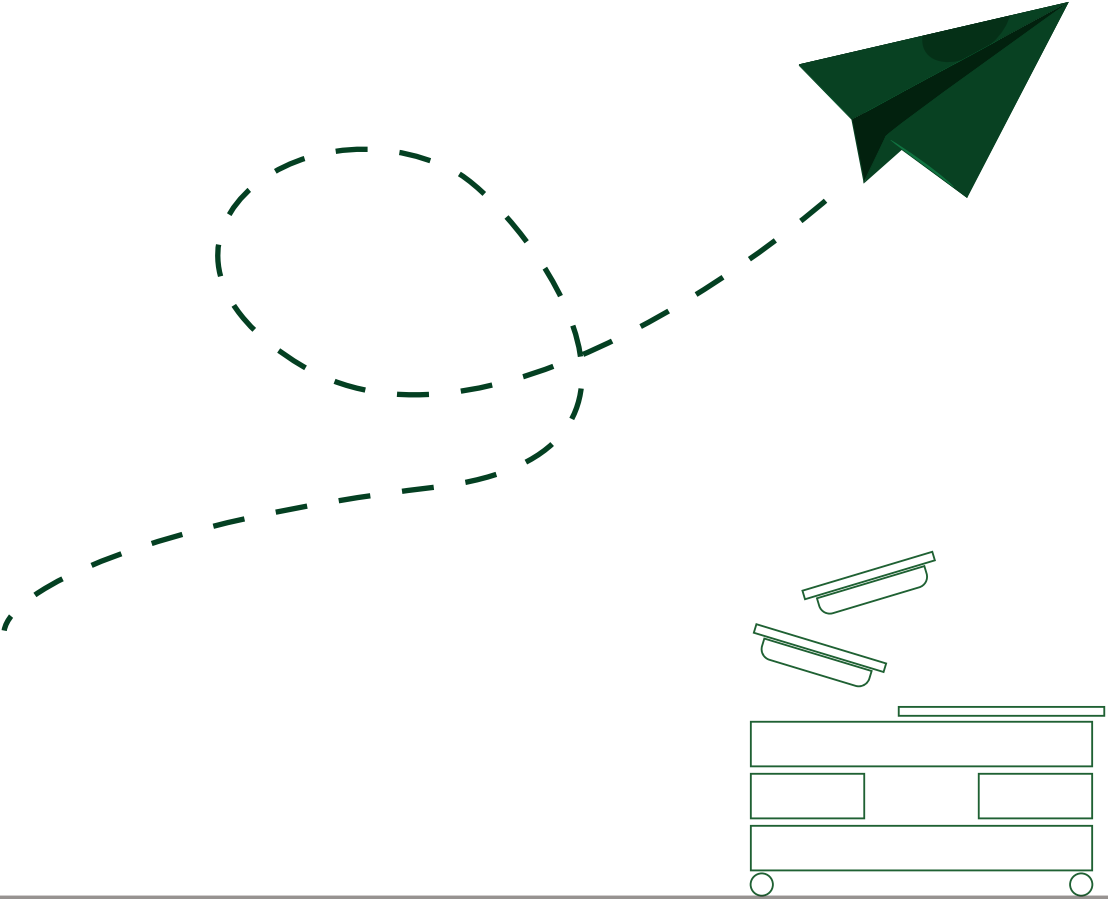
## Housekeeping

Lobby Cart	p139
Sign Stand	p143



# Buffet Station

- Agile Line
- Chic-Line
- Herald-Line
- NCT



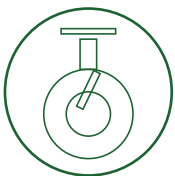
High Efficiency



One Step Folding



Flip & Go Dish Rack



High Mobility

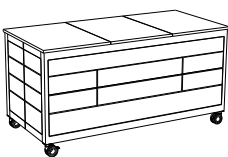
One Step Folding 15s

- Fold frame in 15 seconds
- Fast setting up
- Improving operational efficiency
- Saving storage room

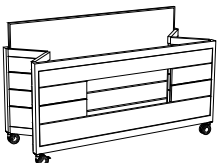
Top view



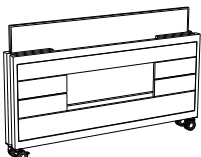
Front view



Step 1




Step 2



Step 3




High Efficiency

- Flip & Go Dish Rack 
- Dish rack preloaded and stored in the frame
  - Special pneumatic bars support the rack
  - Easy to set up and flip
  - Saving efforts



Top view




Step 1



Step 2



Step 3

- High Mobility 
- Heavy-duty 3” swivel wheels
  - Easy maneuverability at moderate speeds
  - Hollow design, easy maintenance
  - Better use indoor on flat surface or carpet
  - Thermoplastic rubber, shock absorbed, non-marking and mute, resist most chemicals, oils, grease, and water splashing
  - With lock brake





## Safety



Water Resistance Body



Safety Circuits Design

### Water Resistance Body



- No circuits built in, the body is not electrified
- HPL on water resistance plywood
- #304 SS frame, anti-rust
- Applicable to outdoor and indoor events



## Safety

### Circuits Design

- Open wire slot design for routine electrical checking
- 2 detachable reliable power distribution unit (PDU)
- Made for commercial grade catering equipment
- 2 cords, easy to manage



Open wire slot

### Leakage and overload protection

Power Distribution Unit (PDU)

- 2 outlet in each PDU
- 8 foot(2.5M)cord compatible to AC power source
- Built-in circuit breakers protect connected equipment from dangerous overloads
- Leakage protector
- Rack mountable



120V-220V  
4000W



CCC Certification



UL Certification



CE Certification

# Agile-Line

## All In One

- M.A.X (Modular, Assembled, Multiformity)
- One step folding
- Built-in panels
- Flip & Go dish rack
- Removable dish rack window
- High mobility
- Water Resistance Body
- Safety Circuits Design
- Customized design available

Code:GF-ALW22  
Size:1680x780x834(H)mm  
66.1x30.7x32.8(H)in



M.A.X



One Step  
Folding



Flip & Go  
Dish Rack



High Mobility



Safety  
Circuits Design



Water  
Resistance Body



## Agile-Line

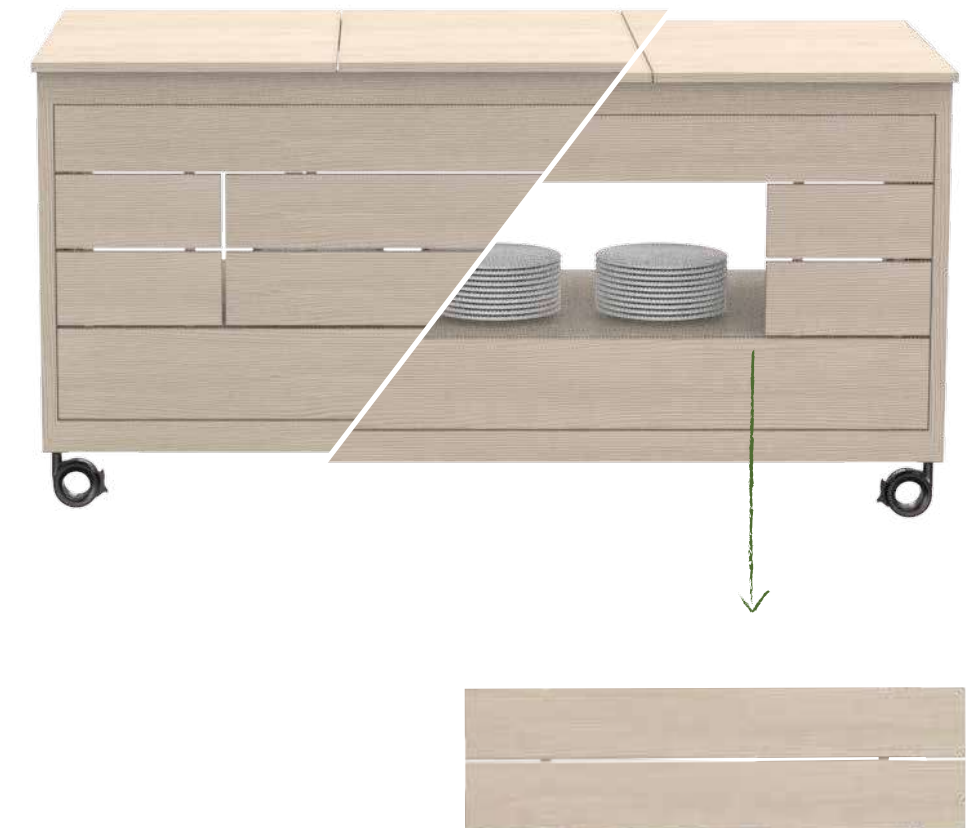
### Built-In Panel (15\$)

- Side and front panels are built-in
- Saving setting up time
- No extra cost for panels



### Removable Dish Window

- Tool-free, easy to take the dish window off
- Dish rack is also storage room for chef when put the window on



Removable dish window



# Chic-Line

Think Differently

- M.A.X (Modular, Assembled, Multiformity)
- One step folding
- Flip & Go dual zone dish rack
- High mobility
- Water Resistance Body
- Safety Circuits Design
- Customized design available

Code:GF-CLW22  
Size:1680x780x841(H)mm  
66.1x30.7x33.1(H)in



M.A.X



One Step  
Folding



Flip & Go  
Dish Rack



High Mobility



Safety  
Circuits Design



Water  
Resistance Body



## Chic-Line

### U Panel



- One piece, saving setting up time
- Customized exquisite design pattern
- With LED lighting system, various colors (optional)
- Water resistance & dust resistance, mildew & fungus resistance
- Dish rack window
- Removable, reversible, easy to install, hanger built on the back



### Side Station

- Available with ice bin, induction, dish warmer etc.
- Match with Chic buffet station or use separately





# Herald-Line

Super Easy

- M.A.X (Modular, Assembled, Multiformity)
- One step folding
- Flip & Go dual zone dish rack
- Water Resistance Body
- Safety Circuits Design
- Customized design available

Code:GF-HLW22  
Size:1680x780xx841(H)mm  
66.1x30.7x33.1((H)in



M.A.X



One Step  
Folding



Flip & Go  
Dish Rack



High Mobility



Safety  
Circuits Design



Water  
Resistance Body



## Herald-Line

### Flip & Go/Dual Zone Dish Rack



- Dish rack preloaded and stored in the frame
- Dual zone design to optimize space utilization
- User-friendly for chefs and guests
- Block the view of back side





Demonstration



Design

Acrylic



Art



Logo



Custom Pattern



Design

Laminate



Wood Grain



Stone Grain



Metal Grain





# Design

Customized



Pure



Western



Oriental





## D-Module+Buffet Station



## D-Module

### M.A.X

- M.A.X (Modular, Assembled, Multifunction)
- Interchangeable module with M.A.X trolley



### The Magic Box

- Multi-function: It's a display module and a flat module
- Saving storage room: One tray and two racks store underneath
- Easy set up



Step 1



Step 2



Step 3



Step 4



D-Module

Distinct Personality

- Chalkboard/LED Board/Acrylic Board light up the menu
- Foldable canopy with/without LED lighting system for outdoor events



Parameters



D-Module  
Code:GF-WST03  
565X800X170(H)mm(Stow)  
565X800X940(H)mm(Open)  
22.2X31.5X6.7(H)in(Stow)  
22.2X31.5X37.0(H)in(Open)



Tray  
600X400X90(H)mm  
23.6X15.7X3.5(H)in



Racks  
400X280X51(H)mm  
15.7X11.0X2.0(H)in



Canopy  
1704x800x600(H)mm  
67.1x31.5x23.6(H)in



Chalk Board



Acrylic Board




LED Board

1701x450x26(H)mm  
70.0X17.7X1.0(H)in

## Bar Module+Buffet Station







### Bar countertop module

- Material: HPL on water resistance Eo plywood; SS edge with color options(PVD)
- Foldable design, save storage room

Code:GE-FBS21

Size:1707×250×300(H)mm

67.2×13.8×11.8(H)in




Step 1



Step 2



Step 3



Novel

### Front Bar Panel

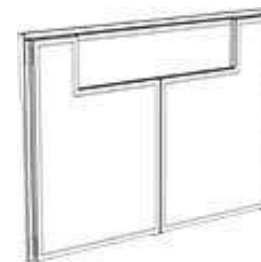
-Material: HPL on water resistance Eo plywood; SS edge with color options(PVD)

-Foldable design, save storage room

Code: GE-FBS31

Size: 1738×820×1150(H)mm

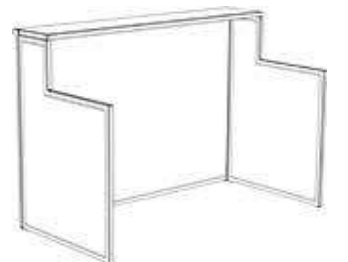
68.4×32.3×42.3(H)in



Step 1



Step 2



Step 3



## Universal Module

- Multifunction
- Interchangeable module with M.A.X trolley



Module Combination



Hot & Cold Station  
3\*1/3 Full Screen Hot & Cold Module



Dim Sum Station  
2\* 1/3 Dim Sum Module  
1/3 Flat Module



Dual Zone induction Station  
3\* 1/3 Full Screen Double-Head induction Module



Pasta Station  
1/3 Ice Bin Module  
1/3 Induction Module  
1/3 Noodle Cooking Module



Seafood & Salad Station  
3\* 1/3 Ice Bin Module




Griddle Station  
2/3 Griddle Module  
1/3 Full Screen Heating Plate Module



Heating Plate Station  
3\*1/3 Full Screen Heating Plate Module



Asia Noodle Station  
1/3 4 Sauces Module  
1/3 Noodle Cooking Module  
1/3 Soup Warmer Module



Sushi Station  
Sushi Display Freezer  
1 Cutting board



Flat Station  
2/3 Carving Module  
1/3 Flat Module




Induction Station  
3\*1/3 Induction Module



Soup Warmer Station  
3\*1/3 Soup Warmer Module



Peking Duck Station  
1/3 Flat Module  
1/3 Peking Duck Module  
1/3 Heating Plate Module



Asia Cooking Station  
1/3 Flat Module  
2\*1/3 Induction Wok




Flat Station  
3\* 1/3 Flat Module



### 3 in 1 Transport Trolley

- Panel, module and buffet stand, all stored in one trolley
- Each trolley hold 4-6 sets buffet stations
- Heavy duty, 5-inch casters, each trolley can load 500 KG
- With safe bandage, anti-bumper device
- With dust cover

Code: GF-TFT02S  
Size: 1845x1180x1880(H)mm  
72.6x46.5x74.0(H)in





Transport Trolley



**Buffet Stand Trolley**  
Code: GF-TFT01  
Size: 1965x900x1770(H)mm  
77.4x35.4x69.7(H)in



**Module Trolley**  
Code: GF-TMT02  
Size: 890x1250x1900(H)mm  
35x49.2x74.8(H)in

**Panel Trolley**  
Code: GF-TPT02S  
Size: 800x1200x1950(H)mm  
70.9x47.2x76.8(H)in  
(customized size)



# NCT

## *Just a Table*

- Micro-crystalline table top with hidden cooking equipment
- Nesting tables with 2 different sizes, with set up options for different buffet line
- Built in wheels
- Removable dish rack in M
- Foldable and removable front panel, fully cover station with dish window
- Customized design



High Mobility



Nesting





NCT

Neat But Not Simple

- Hidden built-in cooking equipment induction/cold&hot plate/heating plate
- Microcrystalline Stone Tabletop
- Hot&Cold Plate



Hot & Cold Plate

- No special requirement for cookware
- Temperature range: 120°C ~ -12°C(248°F~10.4°F)
- Built-in compressor,reach the set temperature very quickly
- Patent design




Tabletop Options



GKL-42  
Elegent Yellow



GTL-45  
Grey & White Marble



GTL-51  
Retro Grey



GTL-56  
Light Grey



GTL-59  
Dark Grey



GTL-103  
Coffee Marble



NCT

Front Panel



L

810X1820X950(H)mm  
31.9X71.7X37.4(H)in

M

810X1620X800(H)mm  
31.9X63.8X31.5(H)in

NCT



Nesting Design



Nesting

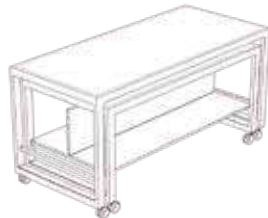
Step 1 ▶



Step 2 ▶



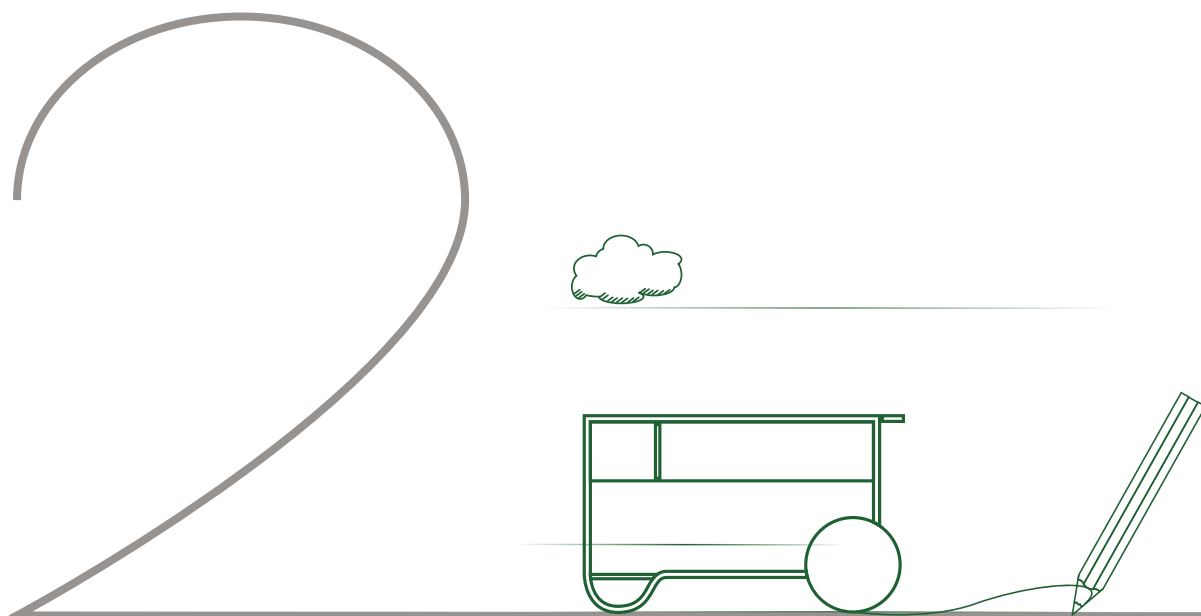
Step 3 ▶



800X1800X950(H)mm  
31.5X70.9X37.4(H)in



800X1600X800(H)mm  
31.5X63.0X31.5(H)in



## F&B Trolley

Modular Refreshment Trailer  
Service Trolley



# Modular Refreshment Trailer

- Novel
- M.A.X (Modular, Assembled, Multiformity)
  - Removable and foldable canopy
  - Built-in heavy duty wheels
  - Removable dish rack
  - Lighting system is available

Code: GE-RTL23  
Size: 1800x800x850/2100(H)mm  
70.9x31.5x33.5/82.7(H)in



Heating Plate Module GF-MBS22 565x800x140(H)mm 22.2x31.5x5.5(H)in	Flat Module GF-WST01 565x800x20(H)mm 22.2x31.5x0.8(H)in	Carving Module GF-MBS06D 565x800x130(H)mm 22.2x31.5x5.1(H)in	Hot & Cold Module GF-MBD10 565x800x165(H)mm 22.2x31.5x6.5(H)in	Ice Basin Module GF-MBS03D 565x800x185(H)mm 22.2x31.5x7.3(H)in	Ice Bin Module GF-MBS03S 565x800x330(H)mm 22.2x31.5x13.0(H)in	Dessert Module GF-MBS08 565x800x140(H)mm 22.2x31.5x5.5(H)in
						



# Service Trolley

## M.A.X Service Trolley

- M.A.X (Modular, Assembled, Multiformity)
- Stainless steel frame with PVD/Wooden color options
- Table top and body, HPL on water resistance Eo plywood; SS edge with color options(PVD)
- Built-in 4pcs 3" swirl heavy duty wheels; mute with breaker;
- 2 open shelves with rims
- Flip panel, extend operational space

Code: GE-TK23S  
Size: 870/1270x565x850(H)mm  
34.3/50x22.2x33.5(H)in



Heating Plate Module GF-MBS22 565x800x140(H)mm 22.2x31.5x5.5(H)in	Flat Module GF-WST01 565x800x20(H)mm 22.2x31.5x0.8(H)in	Carving Module GF-MBS06D 565x800x130(H)mm 22.2x31.5x5.1(H)in	Hot & Cold Module GF-MBD10 565x800x165(H)mm 22.2x31.5x6.5(H)in	Ice Basin Module GF-MBS03D 565x800x185(H)mm 22.2x31.5x7.3(H)in	Ice Bin Module GF-MBS03S 565x800x330(H)mm 22.2x31.5x13.0(H)in	Dessert Module GF-MBS08 565x800x140(H)mm 22.2x31.5x5.5(H)in
						





Service Trolley

Pure

- M.A.X (Modular, Assembled, Multiformity)
- Stainless steel frame with PVD/Wooden color options
- Table top and body, HPL on water resistance Eo plywood; SS edge with color options(PVD)
- Built-in 4pcs 3" swivel heavy duty wheels; mute with breaker
- Detachable design for accessories (Wine glass rack//Wine bottle holder)
- 1 drawer
- Extended sliding tray with rim
- Customized design available

Code:GE-BT41L  
Size:1200x620x850(H)mm  
47.2x24.4x33.5(H)in



Heating Plate Module GF-MBS22 565x800x140(H)mm 22.2x31.5x5.5(H)in	Flat Module GF-WST01 565x800x20(H)mm 22.2x31.5x0.8(H)in	Carving Module GF-MBS06D 565x800x130(H)mm 22.2x31.5x5.1(H)in	Hot & Cold Module GF-MBD10 565x800x165(H)mm 22.2x31.5x6.5(H)in	Ice Basin Module GF-MBS03D 565x800x185(H)mm 22.2x31.5x7.3(H)in	Ice Bin Module GF-MBS03S 565x800x330(H)mm 22.2x31.5x13.0(H)in	Dessert Module GF-MBS08 565x800x140(H)mm 22.2x31.5x5.5(H)in
						





Service Trolley

Half Moon



**Flat Trolley**  
Code: GE-BTM01  
Size: 1060×550×850(H)mm  
41.7×21.7×33.5(H)in



**Cassette Stove Trolley**  
Code: GE-BTM02  
Size: 1060×550×850(H)mm  
41.7×21.7×33.5(H)in



**Wine Trolley**  
Code: GE-BTM03  
Size: 1060×550×850(H)mm  
41.7×21.7×33.5(H)in



**Carving Trolley**  
Code: GE-BTM04  
Size: 1060×550×850(H)mm  
41.7×21.7×33.5(H)in



**Dessert Trolley**  
Code: GE-BTM05  
Size: 1060×550×850(H)mm  
41.7×21.7×33.5(H)in



**Dim Sum Trolley**  
Code: GE-BTM06  
Size: 1060×550×850(H)mm  
41.7×21.7×33.5(H)in



## Service Trolley

### Chic

- #304SS frame with PVD color options
- Table top and body, HPL on water resistance Eo plywood; SS edge with color options (PVD) .
- Built-in 4pcs 3" swirl heavy duty wheels, mute with breaker
- 2 open shelves with rim

Code: GE-BTN01  
 Size: 1060x550x850(H)mm  
 41.7x21.7x33.5(H)in



## Service Trolley

### Rocco

- #304SS frame with PVD color options-Table top and body, HPL on water resistance Eo plywood, SS edge with color options (PVD)
- With two multi-purpose removable module drawers
- Customized laser cutting pattern
- High mobility with special design wheels -2 open shelves with rim

Code: GE-BTL03

Size: 1060x550x850(H)mm

41.7x22.5x33.5(H)in





## Service Trolley

### Herald

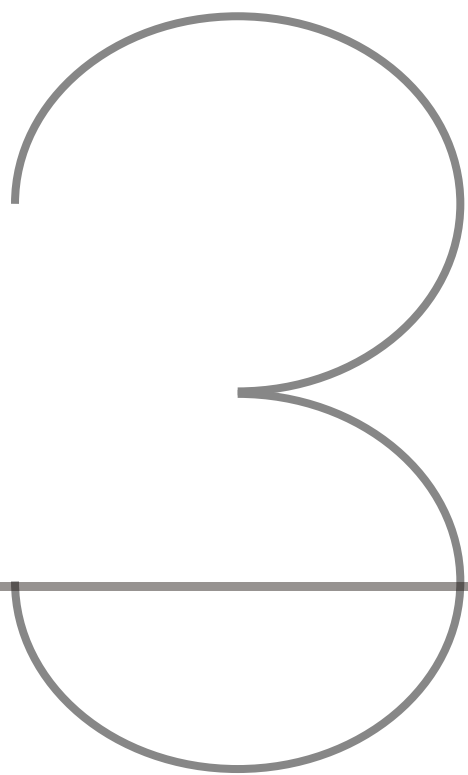
- Stainless steel frame with PVD color options
- Table top and body, HPL on water resistance Eo plywood; SS edge with color options(PVD)
- Induction heating dimsum cooker
- 2pcs big firm wheels
- 1 dish rack

Code: GE-RTL24

Size: 1400x550x850(H)mm

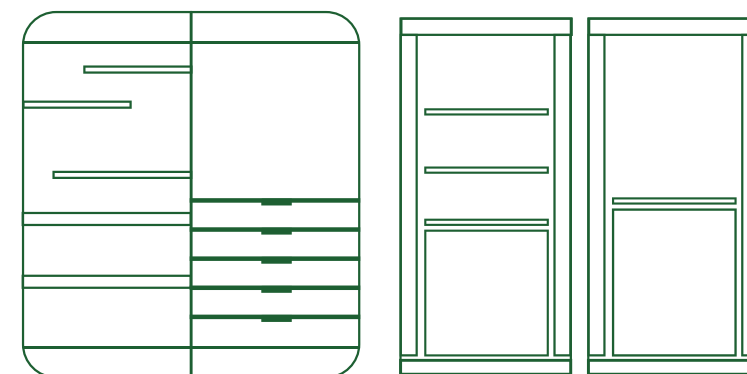
55.1x21.7x33.5(H)in





## Coffee Break

Coffee Cabinet  
Mobile Bar  
T-table  
Nesting Table  
Foldable Buffet Table  
Cocktail Table  
Foldable Cocktail Table  
Display





## Coffee Cabinet

Pure



High Mobility



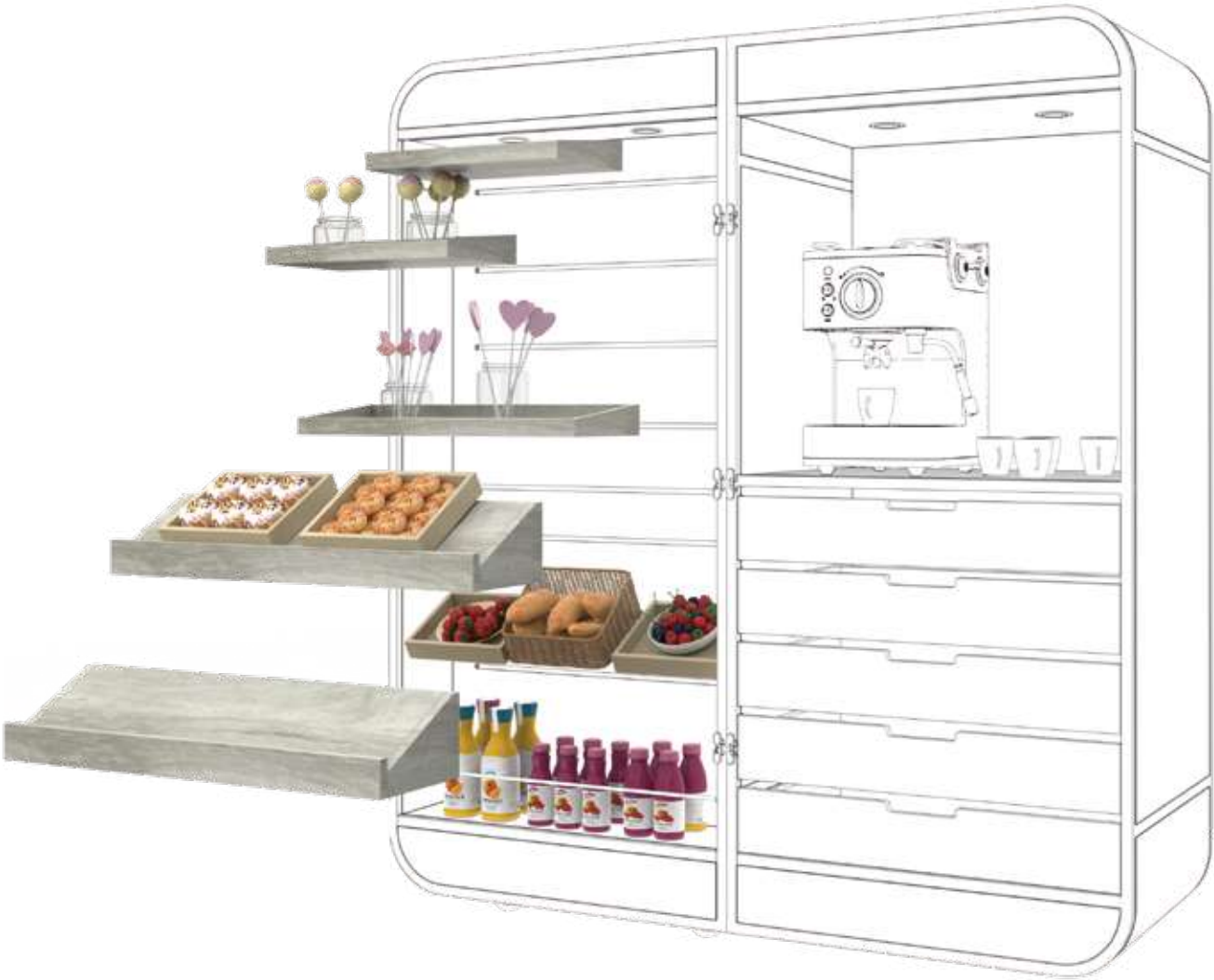
Safety  
Circuits Design



Coffee Cabinet

- Pure
- HPL on water resistance Eo plywood
  - Door with lock, safety fully close
  - 2 2800K spotlights
  - Built-in heavy duty wheels
  - Detachable display shelves
  - 5 drawers
  - 2 10A sockets

Code: GE-CCT22  
Size: 900x900x2000(H)mm(stow)  
700x1800x2000(H)mm(open)  
35.4x35.4x78.7(H)in(stow)  
27.6x70.9x78.7(H)in(open)



850x220x150(H)mm  
33.5x8.7x5.9(H)in



685x260x65(H)mm  
27x10.2x2.6(H)in



465x260x65(H)mm  
18.3x10.2x2.6(H)in

Removable Shelves



## Coffee Cabinet

-M.A.X (Modular, Assembled, Multiformity)



# Coffee Cabinet

## Coffee Cabinet - A

- Side sliding double-door, special hidden design for space saving
- Hidden locking system using for locking with other cabinets
- Built in cup disinfection cabinet (optional)
- LED light system
- Built-in concealed swivel heavy duty wheels; mute with breakers; hollow design, easy maintenance

Code: GE- CCT31  
Size: 850×800×2000(H)mm  
33.5×31.5×78.7(H)in



Option 1



Option 2



Sliding Door :  
-Saving Space, it is a furniture, no need move to back house  
-Easy to open, with lock, safe storage

Sliding Door Demonstration



Step 1



Step 2



Step 3



Step 4



# Coffee Cabinet

## Coffee Cabinet - B

- M.A.X (Modular, Assembled, Multiformity)
- Removable shelves, adjustable height
- Flat module, water tank module or trash module are available to make different function cabinet
- Free combination support event from big convention to small party
- Side sliding door , special hidden design for space saving
- Hidden locking system using for locking with other cabinets
- Built-in concealed swivel heavy duty wheels; mute with breakers; hollow design, easy maintenance;
- LED light system

Code: GE- CCT32

Size: 850×800×2000(H)mm  
33.5×31.5×78.7(H)in



### Flat module

Code: GE- CCT33  
Size: 645×618×20mm  
25.4×24.3×0.8(H)in



### Trash module

Code: GE- CCT34  
Size: 645×618×20mm  
25.4×24.3×0.8(H)in



### Water tank module

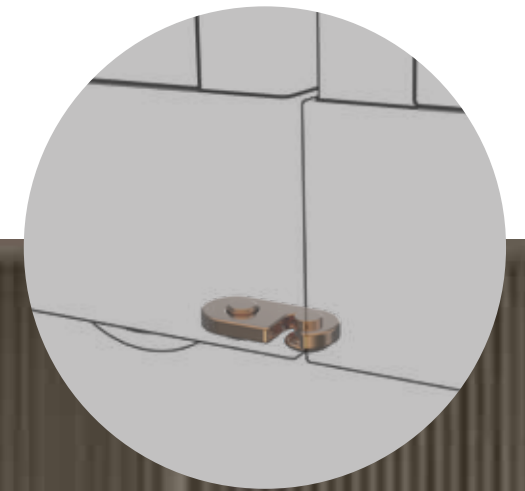
Code: GE- CCT35  
Size: 645×618×210mm  
25.4×24.3×8.3(H)in



## Cabinet Combination



Locking Kit



## Coffee Cabinet

### Novel

- HPL on water resistance Eo plywood
- Sliding door with lock, safety fully close
- 2 2800K spotlights
- Built-in heavy duty wheels
- Built-in LCD Display with USB
- 5 drawers
- 2 10A sockets



Stow

Code: GE- CCT21  
 Size: 2200x900x2000(H)mm(Open)  
 1200x900x2000(H)mm(Stow)  
 86.6x35.4x78.7(H)in(Open)  
 47.2x35.4x78.7(H)in(Stow)



Open

### Half Moon

- HPL on water resistance Eo plywood
- Sliding door with lock, safety fully close
- 2 2800K spotlights
- Built-in heavy duty wheels
- 3 drawers
- 2 10A sockets

Code: GE-CCT41  
 Size: 1250x600x2000(H)mm  
 49.2x23.6x78.7(H)in



Stow



Open



## Mobile Bar

### Half Moon

- Half moon design
- #304SS frame
- HPL on water resistance plywood
- Quartz stone table top
- Customized design
- Customized functions (water sink, storage room, etc.)
- Concealed heavy duty wheels

Code: GE-BR26L

Size: 1800X800X850/1150(H)mm  
70.9×31.5×33.5/45.3(H)in



Function Illustration



- A: Water Sink
- Sink and water tap
  - Water tank and sewage collection tank
  - Speed rail
  - Trash bin



- B: Ice Bin
- Chopping board
  - Ice bin with drain pipe
  - Speed rail
  - Trash bin



- C: Flat Counter-1
- Flat counter
  - Shelves
  - Speed rail
  - Trash bin



- D: Flat Counter-2
- Flat counter with fridge
  - Fridge
  - Speed rail
  - Trash bin

## Mobile Bar

### Chic/Novel

- 304SS frame
- HPL on water resistance plywood
- Quartz stone table top
- Customized design
- Customized functions (water sink, storage room, etc.)
- Concealed heavy duty wheels

Size: 1800×800×850/1150(H)mm  
70.9×31.5×33.5/45.3(H)in



Chic  
Code:GE-BR30L



Novel  
Code:GE-BR29L

### Pure

- Metal frame, wooden body, quartz stone table top
- HPL on water resistance Eo plywood with SS edge table top
- 4 meters length main power wire
- Heavy-duty silent wheels to increase mobility
- Remote control LED lighting, various colors, rechargeable Li battery

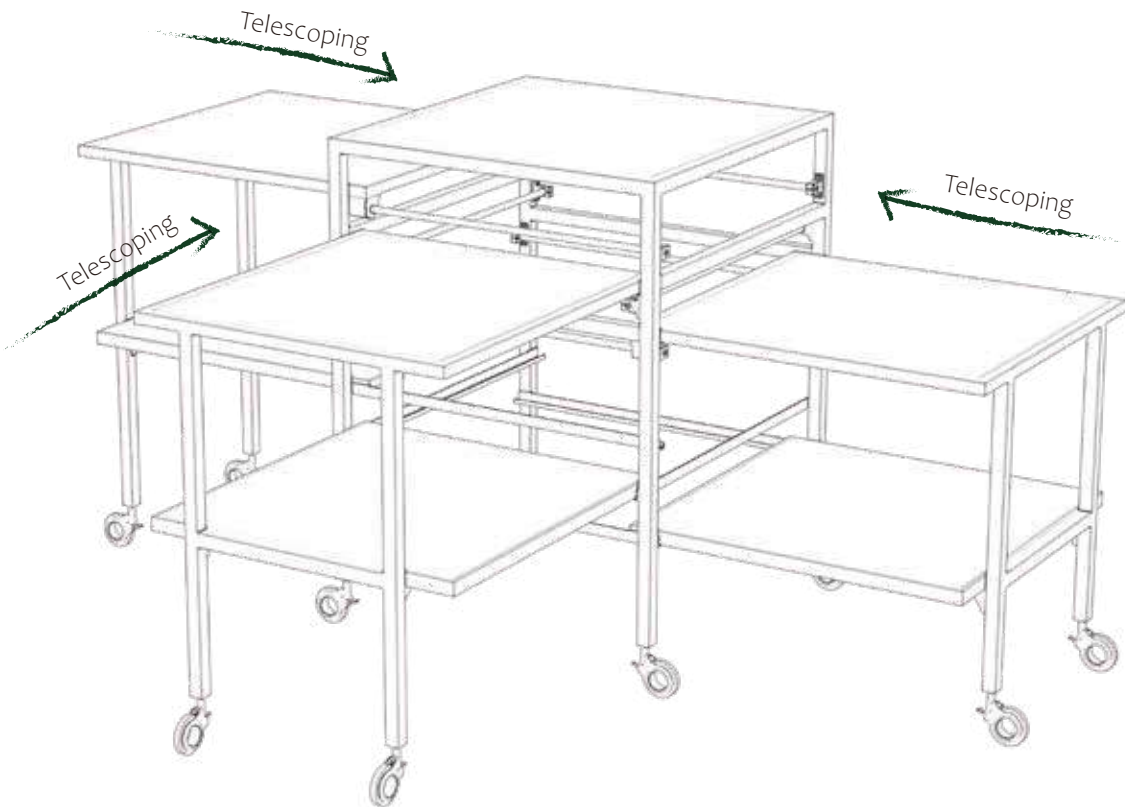
Code: GE-BR28L  
Size: 1800×800×850/1150(H)mm  
70.9×31.5×33.5/45.3(H)in





T-Table

- Stainless steel frame with PVD color options
- Tabletop, HPL on water resistance EO plywood or Glass or LED
- HPL options: Stone/Leather/Wood
- Nesting design, easy pull out 3 sides, save storage room
- Concealed soft closing design, quiet and smooth
- Built in 3” swivel wheels, high mobility



Code: GD-SNo2W  
Size: 760x760x1050(H)mm(Stow)  
2180x1470x1050(H)mm(Open)  
29.9×29.9×41.3(H)in(Stow)  
85.8×57.9×41.3(H)in(Open)

Material for Table Top

Glass

LED

Wood

## T-Table

### Shape It

- Different setting up, fulfill different venue
- Single cocktail table/Afternoon tea break/Dinner buffet





# Nesting Buffet Table

## Pure

- Stainless steel frame with PVD color options
- 2 size tabletop options, HPL on water resistance Eo plywood material selected:Stone/Leather/Wood
- Nesting design, 3 tables a set, save storage room
- 3 different height

Table top shape options:



☐ **Option 1**  
Code: GD-SH41W  
size: 700x700x750(H)mm  
800x800x900(H)mm  
900x900x1050(H)mm  
27.5x27.5x29.5(H)in  
31.5x31.5x35.4(H)in  
35.4x35.4x41.3(H)in

**Option 2**  
Code: GD-SH42W  
size: 700x1100x750(H)mm  
700x1300x900(H)mm  
700x1500x1050(H)mm  
27.5x43.3x29.5(H)in  
27.5x51.2x35.4(H)in  
27.5x59.0x41.3(H)in



Material for Table Top

Glass

LED

Wood






# Nesting Buffet Table


## Essence

- Stainless steel frame with PVD color options
- 2 size tabletop options, HPL on water resistance Eo plywood material selected:Stone/Leather/Wood
- Nesting design, 3 tables a set, save storage room
- 3 different height

Table top shape options:  



 **Option 1**  
Code: GD-SCo2W  
size: 700x700x750(H)mm  
800x800x900(H)mm  
900x900x1050(H)mm  
27.5x27.5x29.5(H)in  
31.5x31.5x35.4(H)in  
35.4x35.4x41.3(H)in

**Option 2**   
Code: GD-SCo1W  
size: 700x1100x750(H)mm  
700x1300x900(H)mm  
700x1500x1050(H)mm  
27.5x43.3x29.5(H)in  
27.5x51.2x35.4(H)in  
27.5x59.0x41.3(H)in



Material for Table Top

Glass

LED

Wood






# Nesting Buffet Table

## Chic

- Stainless steel frame with PVD color options
- 2 size tabletop options, HPL on water resistance Eo plywood material selected:Stone/Leather/Wood
- Nesting design, 3 tables a set, save storage room
- 3 different height


Table top shape options:  

### Option 1

Code: GD-SH51W   
size: 700x700x750(H)mm  
800x800x900(H)mm  
900x900x1050(H)mm  
27.5x27.5x29.5(H)in  
31.5x31.5x35.4(H)in  
35.4x35.4x41.3(H)in



### Option 2

Code: GD-SH52W   
size: 700x1100x750(H)mm  
700x1300x900(H)mm  
700x1500x1050(H)mm  
27.5x43.3x29.5(H)in  
27.5x51.2x35.4(H)in  
27.5x59.0x41.3(H)in



Material for Table Top

Glass

LED

Wood

# Foldable Buffet Table


## Essence

- Fodable Stainless steel frame with PVD color options
- Tabletop, tempered glass with #304SS edge, various color are available
- 3 tables a set, save storage room -3 different height


Code: GD-SF42W

Size: 700x1500x750/900/1050(H)mm  
27.5x59.0x29.5/35.4/41.3 (H)in




Table top shape options:   



 **Option 1**  
Code: GD-SF41W  
size: 900x900x750/900/1050(H)mm  
35.4x35.4x29.5/35.4/41.3(H)in

**Option 2**  
Code: GD-SF42W  
size: 700x1500x750/900/1050(H)mm  
27.5x59.0x29.5/35.4/41.3(H)in



 **Option 3**  
Code: GD-SF43W  
size: Dia800x750/900/1050(H)mm  
Dia31.5x29.5/35.4/41.3(H)in



Material for Table Top

Glass

LED

Wood



Cocktail Table

Half Moon/Novel

- Stainless steel frame with PVD color options
- Tabletop, HPL on water resistance Eo plywood material selected: Stone/Leather/Wood

Size: Dia.760x1050(H)mm  
Dia.30.0x41.3 (H)in



Half Moon  
Code: GE-CS08B



Novel  
Code: GE-CS06B


Pure

- Stainless steel frame with PVD color options
- Tabletop, HPL on water resistance Eo plywood, HPL options:Stone/Leather/Wood

Size: Dia.760x1050(H)mm  
Dia.30.0x41.3 (H)in



Code: GT-CT33W



Code: GT-CT41L

Material for Table Top

Glass

LED

Wood

# Foldable Cocktail Table

- Agile
- Stainless steel frame with PVD color options
  - Flip tabletop, HPL on water resistance Eo plywood
  - Stackable

Code: GT-CT32F  
Top size: Dia.760x1050(H)mm  
Dia.30.0x41.3 (H)in



Two optional shapes



Material for Table Top

LED

Wood

# Foldable Cocktail Table

- Chic
- Stainless steel frame with PVD color options
  - Flip tabletop, HPL on water resistance Eo plywood
  - Stackable

Code: GT-CT35F  
Size: Dia.760x1050(H)mm  
Dia.30.0x41.3 (H)in

Two optional shapes



Material for Table Top

LED

Wood



## Mobile Display

### Half Moon

- Stainless steel frame with PVD color options
- Panels, HPL on water resistance Eo plywood or glass or LED HPL options:Stone/Leather/Wood
- Concealed heavy duty swivel wheels

Code: GE-KDS45  
Size: 500x1500x1800 (H)mm  
19.6x59.0x70.8(H)in



## Display

### Chic

- HPL on water resistance Eo plywood or glass or LED
- #304SS frame
- 360° rotation

Code: GE-KDS51

Size: 1260x500x1800(H)mm(Stow)

1935x500x1800(H)mm(Open)

49.6x19.7x70.9(H)in(Stow)

76.2x19.7x70.9(H)in(Open)





Display

Essence

- HPL on water resistance Eo plywood
- #304SS frame
- Different choices of layers (Wood/Glass/LED)

Code: GS-DP03A  
Size: 600x1500x1800(H)mm  
23. 6x59.0x70.8(H)in



Material for layers

Glass

LED

Wood

Chic

- Foldable stainless steel frame with PVD color options
- Panels, HPL on water resistance Eo plywood or glass or LED
- HPL options:Stone/Leather/Wood

Code: GE-KD561  
Size: 1065x600x2000(H)mm(Stow)  
4700x600x2000(H)mm(Open)  
41.9x23.6x78.7(H)in(Stow)  
185x23.6x78.7(H)in(Open)




Material for layers

Glass

LED

Wood





## Banquet Furniture

Banquet Chair  
IBM Table  
Agile Table  
Podium  
Mobile Partition

Banquet Chair



# Banquet Chair

## Essence

- Ergonomic design, provide max support for back, legs and waist, offer comfort even for long time sitting in meeting
- Strong #304SS legs with Eco-friendly PVD color options
- High density (60-75 degrees) forming sponge cushion, better support and no deformation
- Transparent rubber gliders on foot, protect floor from marking and scratches
- Stack up to 8pcs with fabric protection

Code: GC-SA21S

Size: 450×550×835(H)mm

17.7×21.6×32.8(H)in





## Banquet Chair

### Rocco

- Ergonomic design, provide max support for back, legs and waist, offer comfort even for long time sitting in meeting
- Strong #304SS legs with Eco-friendly PVD color options
- Stackable with fabric protection, up to 8 pcs stacking
- High density (60-75 degrees) forming sponge cushion, better support and no deformation
- Transparent rubber gliders on foot, protect floor from marking and scratche

Code: GC-SC36S

Size: 450×460×820(H)mm

17.7×18.1×32.2(H)in



Fabric  
8303-1



Fabric  
8303-3



Fabric  
8303-32



# Banquet Chair

## Agile

- Ergonomic design, provide max support for back, legs and waist, offer comfort even for long time sitting in meeting
- Strong #304SS legs with Eco-friendly PVD color options
- Stackable with fabric protection, up to 8 pcs stacking
- High density (60-75 degrees) forming sponge cushion, better support and no deformation
- Transparent rubber gliders on foot, protect floor from marking and scratches
- With sliding tray and holders

Code: GC-SC07R  
Size: 460×570×840(H)mm  
18.1×22.4×33.1(H)in



Sliding tray and holders



Double support braces



Rubber gliders prevention



Banquet Chair



**Chic**  
Code: GC-SC38S  
Size: 450×550×850(H)mm  
17.7×21.7×33.5(H)in



**Pure**  
Code: GC-SC13S  
Size: 460×580×840(H)mm  
18.1×22.8×33.1(H)in



**Novel**  
Code: GC-AC21S  
Size: 460×560×825(H)mm  
18.1×22.1×32.5(H)in



**Herald**  
Code: GC-SCo8S  
Size: 460×570×840(H)mm  
18.1×22.4×33.1(H)in



## Banquet Furniture

### IBM Table

- "X" design, create more room when sitting, Triangle foot, increases stability and durability
- Strong #304SS legs with Eco-friendly PVD color options
- Integrated foldable front panel, powder coating
- HPL on water resistance Eo plywood table top
- Rubber edging, replaceable
- Rubber gliders on foot, protect floor from marking and scratches

Size: 460×1830×760(H)mm  
18.1×72.0×29.9(H)in



IBM Table-T shape  
Code: GT-MC01P



IBM Table-X shape  
Code: GT-MB01P

## Agile Table

- Folding Aluminium legs, various wooden grain color options
- HPL on water resistance Eo plywood table top
- Equipped with Wireless charger, universal sockets for laptops, universal socket USB-A, USB-C on tabletop
- Same wooden grain color edging
- Rubber gliders, protect floor from marking and scratches
- Equipped with disconnectable power cord

Code: GT-MB13S  
Size: 760×1830×760(H)mm  
29.9×72.0×29.9(H)in

Wireless charger, Universal socket USB-A, USB-C  
Touch to flip, turn you table into a work station





## Agile Table

### Hidden circuit

-Built-in circuit design, plug hub made of high strength fireproof ABS+PC material and high-end solid capacitor ensure complete protection



Disconnectable power cord

Rubber gliders, protect floor from marking and scratches

### Quick Fold

-Fast setting up  
-Easy to store and transport





## Podium

### Chic

- Wooden body, HPL on water resistance Eo plywood, various colors
- Custom logo
- Concealed wheels under the bottom of stand base
- Along with accessory shelf
- Microphone,LED desk lamp,multi-function socket and HDMI for option

Code: GE-MR23S

Size: 600×550×1200(H)mm  
23.6×21.7×47.2(H)in



# Podium

## Half Moon

Code: GE-MR21S  
 Size: 650×500×1200(H)mm  
 25.6×19.7×47.2(H)in



## Pure

Code: GE-MR25S  
 Size: 600×550×1200(H)mm  
 23.6×21.7×47.2(H)in



## Novel

Code: GE-MR03B  
 Size: 600×550×1200(H)mm  
 23.6×21.7×47.2(H)in




## Mobile Partition

### Chic

- SS frame with color options, anti-collision
- HPL/fabric/canvas on water resistance Eo plywood, various colors
- Custom painting pattern on canvas

Code: GE-PT39C

Size: 600X1850/800X2000/600X1650(H)mm  
23.6X72.8/31.5X78.7/23.62X65.0(H)in



### Novel

- SS frame with color options, anti-collision
- HPL/fabric/canvas on water resistance Eo plywood, various colors
- Customized Painting pattern
- Sliding design
- with 4 castors

Code: GE-PT36C

Size: 600X1850/800X2000/600X1650(H)mm  
23.6X72.8/31.5X78.7/23.62X65.0(H)in





## Mobile Partition

### Essence

- SS frame with color options, anti-collision
- HPL/fabric/canvas on water resistance Eo plywood, various colors
- Customized Painting pattern on canvas

Code: GE-PT37S

Size: 600×2000(H)mm×4Untis

23.6×78.7(H)in×4Untis



### Pure/Half Moon

- SS frame with color options, anti-collision
- HPL/fabric/canvas on water resistance Eo plywood, various colors
- Customized Painting pattern on canvas



#### Pure

Code: GE-PT35S

Size: 600×2000(H)mm×4Untis

23.6×78.7(H)in×4Untis



#### Half Moon

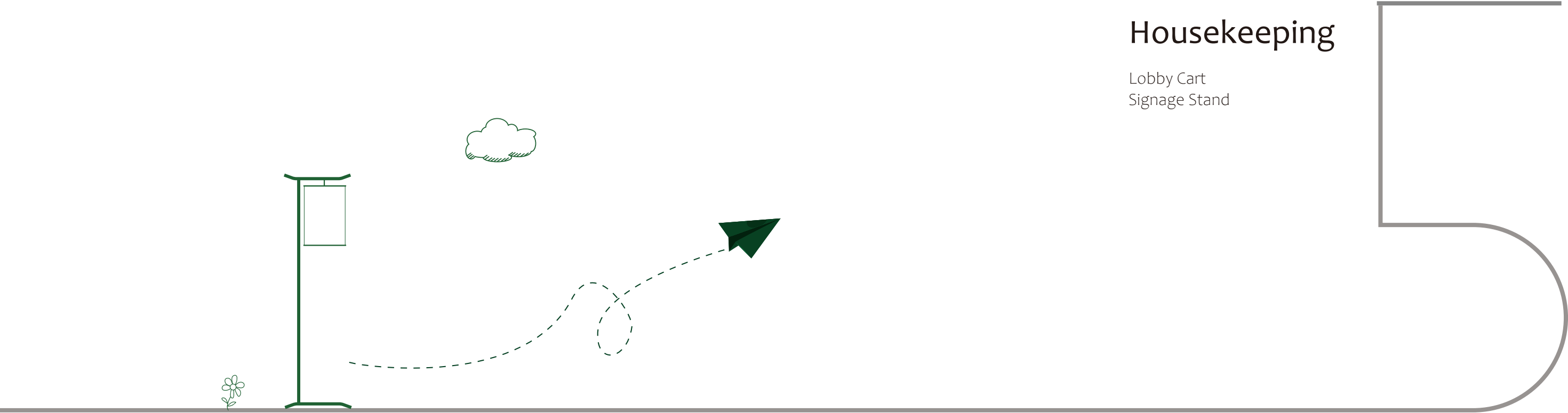
Code: GE-PT38S

Size: 600×1600×1800×2000×1750(H)mm

23.6×63.0×70.9×78.7×68.9(H)in

# Housekeeping

Lobby Cart  
Signage Stand




## Lobby Cart

### Half Moon

- #304SS stainless steel frame with PVD color options
- Black rubber bumper at corner
- Carpet on the deck, various color options
- Concealed 4 heavy duty castors

Code: GH-RLT04

Size: 1140×600×1900(H)mm  
44.9×23.6×74.8(H)in





# Lobby Cart

## Herald

- #304SS stainless steel frame with PVD color options
- Black rubber bumper at corner
- Carpet on the deck, various color options
- Concealed 4 heavy duty castors
- LED lighting is available

Code: GH-RLTo8

Size: 1140X670X1900(H)mm  
44.9X23.4X74.8H)in




## Sign Stand

### Agile


- SS frame with color options, anti-collision
- Foldable frame, adjustable height
- A2-A3 size
- Stackable

Code: GE-FE27S

Size: 400x350x1600(H)mm  
15.7×13.8×63.0(H)in



Sign Stand



**Pure**  
Code: GE-FE32S  
Size: 450×300×1650(H)mm  
17.7×11.8×65(H)in



**Novel**  
Code: LE-FE16S  
Size: 400×350×1650(H)mm  
15.8×13.8×65(H)in



**Half Moon**  
Code: GE-FE26S  
Size: 450×350×1650(H)mm  
17.7×13.8×65(H)in



**Chic**  
Code: GE-FE31S  
Size: 470×300×1650(H)mm  
18.5×11.8×65(H)in





Annex

Buffet Station

	Name	CODE	Size
	Agile-Line	GF-ALW22	1680x780x834(H)mm 66.1x30.7x32.8(H)in
	Herald-Line	GF-HLW22	1680x780x841(H)mm 66.1x30.7x33.1((H)in
	Chic-Line	GF-CLW22	1680x780x841(H)mm 66.1x30.7x33.1(H)in
	NCT	GF-MAL01 GF-MAM02	L:800x1800x950(H)mm M:800x1600x800(H)mm L:31.5x70.9x37.4(H)in M:31.5x63.0x31.5(H)in


F&B Trolley

	Modular Refreshment Trailer Novel	GE-RTL23	1800x800x850/2100(H)mm 70.9x31.5x33.5/82.7(H)in
	Service Trolley M-A-X	GE-TK23S	870/1270x565x850(H)mm 34.3/50x22.2x33.5(H)in

F&B Trolley

	Name	CODE	Size
	Service Trolley Pure	GE-BT41L	1200x620x850(H)mm 47.2x24.4x33.5(H)in
	Service Trolley Half Moon	GE-BTM01	1060x550x850(H)mm 41.7x21.7x33.5(H)in
	Service Trolley Chic	GE-BTN01	1060x550x850(H)mm 41.7x21.7x33.5(H)in
	Service Trolley Rocco	GE-BTL03	1060x550x850(H)mm 41.7x21.7x33.5(H)in
	Service Trolley Herald	GE-RTL24	1400x550x850(H)mm 55.1x21.7x33.5(H)in

Coffee Break








	Coffee Cabinet Pure	GE-CCT22	900x900x2000(H)mm(Stow) 700x1800x2000(H)mm(Open) 35.4x35.4x78.7(H)in(Stow) 27.6x70.9x78.7(H)in(Open)
---	------------------------	----------	---

Annex

Coffee Break








	Name	CODE	Size
	M.A.X CC-A	GE- CCT31	850×800×2000(H)mm 33.5×31.5×78.7(H)in
	M.A.X CC-B	GE- CCT32	850×800×2000(H)mm 33.5×31.5×78.7(H)in
	Coffee Cabinet Novel	GE- CCT21	2200×900×2000(H)mm(Open) 1200×900×2000(H)mm(Stow) 86.6×35.4×78.7(H)in(Open) 47.2×35.4×78.7(H)in(Stow)
	Coffee Cabinet Half Moon	GE-CCT41	1250×600×2000(H)mm 49.2×23.6×78.7(H)in
	Mobil bar Half moon	GE-BR26L	1800X800X850/1150(H)mm 70.9×31.5×33.5/45.3(H)in
	Mobil bar Chic	GE-BR30L	1800X800X850/1150(H)mm 70.9×31.5×33.5/45.3(H)in
	Mobil bar Novel	GE-BR29L	1800X800X850/1150(H)mm 70.9×31.5×33.5/45.3(H)in

Coffee Break








	Name	CODE	Size
	Mobil bar Pure	GE-BR28L	1800X800X850/1150(H)mm 70.9×31.5×33.5/45.3(H)in
	Nesting Buffet Table Pure	GD-SH42W	700x1100x750(H)mm 700x1300x900(H)mm 700x1500x1050(H)mm 27.5×43. 3×29.5(H)in 27.5×51.2×35. 4(H)in 27.5×59.0×41.3(H)in
	Nesting Buffet Table Pure	GD-SH41W	700x700x750(H)mm 800x800x900(H)mm 900x900x1050(H)mm 27.5×27.5×29.5(H)in 31.5×31.5×35. 4(H)in 35. 4×35. 4×41.3(H)in
	Nesting Buffet Table Essence	GD-SC01W	700x1100x750(H)mm 700x1300x900(H)mm 700x1500x1050(H)mm 27.5×43. 3×29.5(H)in 27.5×51.2×35. 4(H)in 27.5×59.0×41.3(H)in
	Nesting Buffet Table Essence	GD-SC02W	700x700x750(H)mm 800x800x900(H)mm 900x900x1050(H)mm 27.5×27.5×29.5(H)in 31.5×31.5×35. 4(H)in 35. 4×35. 4×41.3(H)in
	Nesting Buffet Table Chic	GD-SH52W	700x1100x750(H)mm 700x1300x900(H)mm 700x1500x1050(H)mm 27.5×43. 3×29.5(H)in 27.5×51.2×35. 4(H)in 27.5×59.0×41.3(H)in
	Nesting Buffet Table Chic	GD-SH51W	700x700x750(H)mm 800x800x900(H)mm 900x900x1050(H)mm 27.5×27.5×29.5(H)in 31.5×31.5×35. 4(H)in 35. 4×35. 4×41.3(H)in

Annex

Coffee Break

	Name	CODE	Size
	Folding Cocktail Table Agile	GT-CT32F	Dia.760x1050(H)mm Dia.30.0x41.3 (H)in
	Folding Cocktail Table Chic	GT-CT35F	Dia.760x1050(H)mm Dia.30.0x41.3 (H)in
	Cocktail Table Pure	GT-CT33W	Dia.760x1050(H)mm Dia.30.0x41.3 (H)in
	Cocktail Table Half Moon	GE-CS08B	Dia.760x1050(H)mm Dia.30.0x41.3 (H)in
	Cocktail Table Pure	GT-CT41L	Dia.760x1050(H)mm Dia.30.0x41.3 (H)in
	Cocktail Table Novel	GE-CS06B	Dia.760x1050(H)mm Dia.30.0x41.3 (H)in
	T-Table	GD-SN02W	760x760x1050(H)mm(Stow) 2180x1470x1050(H)mm(Open) 29.9x29.9x41.3(H)in(Stow) 85.8x57.9x41.3(H)in(Open)

Coffee Break

	Name	CODE	Size
	Foldable Buffet Table Essence	GD-SF42W	700x1500x750/900/1050(H)mm 27.5x59.0x29.5/35. 4/41.3 (H)in
	Foldable Buffet Table Essence	GD-SF41W	900x900x750/900/1050(H)mm 35. 4x35. 4x29.5/35. 4/41.34(H)in
	Foldable Buffet Table Essence	GD-SF43W	Dia800x750/900/1050(H)mm Dia.31.5x29.5/35. 4/41.3 (H)in
	Mobile Display Half Moon	GE-KDS45	500x1500x1800 (H)mm 19.6x59.0x70.8(H)in
	Mobile Display Chic	GE-KDS51	1260x500x1800(H)mm(Stow) 1935x500x1800(H)mm(Open) 49.6x19.7x70.9(H)in(Stow) 76.2x19.7x70.9(H)in(Open)
	Foldable Display Essence	GS-DP03A	600x1500x1800(H)mm 23. 6x59.0x70.8(H)in
	Foldable Display Chic	GE-KD561	1065x600x2000(H)mm(Stow) 4700x600x2000(H)mm(Open) 41.9x23.6x78.7(H)in(Stow) 185x23.6x78.7(H)in(Open)



Annex

Banquet Furniture

	Name	CODE	Size
	Banquet Chair Rocco	GC-SC36S	450x460x820(H)mm 17.7x18.1x32.2(H)in
	Banquet Chair Pure	GC-SC13S	460x580x840(H)mm 18.1x22.8x33.1(H)in
	Banquet Chair Novel	GC-AC21S	460x560x825(H)mm 18.1x22.1x32.5(H)in
	Banquet Chair Essence	GC-SA21S	450x550x835(H)mm 17.7x21.6x32.8(H)in
	Banquet Chair Herald	GC-SCo8S	460x570x840(H)mm 18.1x22.4x33.1(H)in
	Banquet Chair Chic	GC-SC38S	450x550x850(H)mm 17.7x21.7x33.5(H)in

Banquet Furniture








	Name	CODE	Size
	Banquet Chair Agile	GC-SCo7R	460x570x840(H)mm 18.1x22.4x33.1(H)in
	IBM Table-T Shape	GT-MC01P	460x1830x760(H)mm 18.1x72.0x29.9(H)in
	IBM Table-X Shape	GT-MB01P	460x1830x760(H)mm 18.1x72.0x29.9(H)in
	Agile Table	GT-MB13S	760x1830x760(H)mm 29.9x72.0x29.9(H)in
	Podium Novel	GE-MR03B	600x550x1200(H)mm 23.6x21.7x47.2(H)in
	Podium Half moon	GE-MR21S	650x500x1200(H)mm 25.6x19.7x47.2(H)in
	Podium Chic	GE-MR23S	600x550x1200(H)mm 23.6x21.7x47.2(H)in

Annex

Banquet Furniture

	Name	CODE	Size
	Podium Pure	GE-MR25S	600x550x1200(H)mm 23.6x21.7x47.2(H)in
	Mobile Partition Pure	GE-PT35S	600x2000(H)mmx4 units 23.6x78.7(H)inx4 units
	Mobile Partition Novel	GE-PT36C	600x1850/800x2000/600x1650(H)mm 23.6x72.8/31.5x78.7/23.6x65.0(H)in
	Mobile Partition Essence	GE-PT37S	600x2000(H)mmx4 units 23.6x78.7(H)inx4 units
	Mobile Partition Half Moon	GE-PT38S	600x1600x1800x2000x1750(H)mm 23.6x63.0x70.87x78.7x68.9(H)in
	Mobile Partition Chic	GE-PT39C	600x1850/800x2000/600x1650(H)mm 23.6x72.8/31.5x78.7/23.6x65.0(H)in

Housekeeping






	Name	CODE	Size
	Sign Stand Agile	GE-FE27S	400x350x1600(H)mm 15.7x13.8x63(H)in
	Sign Stand Chic	GE-FE31S	470x300x1650(H)mm 18.5x11.8x65(H)in
	Sign Stand Pure	GE-FE32S	450x300x1650(H)mm 17.7x11.8x65(H)in
	Sign Stand Novel	LE-FE16S	400x350x1650(H)mm 15.8x13.8x65(H)in
	Sign Stand Half moon	GE-FE26S	450X350X1650(H)mm 17.7x13.8x65(H)in
	Lobby cart Half Moon	GH-RLT04	1140X600X1900(H)mm 44.9x23.6x74.8(H)in
	Lobby cart Herald	GH-RLT08	1140X670X1900(H)mm 44.9x23.4x74.8(H)in

Annex

Transport Trolley

	Name	CODE	Size
	3 in 1 Transport Trolley	GF-TFTo2S	1845x1180x1880(H)mm 72.6×46.5×74.0(H)in
	Panel trolley	GF-TPTo2S	800x1200x1950(H)mm 70.9×47.2×76.8(H)in (customized size)
	Buffet stand trolley	GF-TFTo1	1965x900x1770(H)mm 77.4×35.4×69.7(H)in
	Module trolley	GF-TMTo2	890x1250x1900(H)mm 35×49.2×74.8(H)in

M.A.X Module

	Name	CODE	Size
	Gas Module	GF-MBS16S	565x800x20(H)mm 22.2x31.5x5. 5(H)in
	Flat Module	GF-MBSo1	565x800x20(H)mm 22.2x31.5x5. 5(H)in
	Carving Module	GF-MBSo6D	565x800x20(H)mm 22.2x31.5x5. 5(H)in
	Induction Module	GF-MBSo1S	565x800x20(H)mm 22.2x31.5x5. 5(H)in
	Ice Bin Module	GF-MBSo3S	565x800x20(H)mm 22.2x31.5x5. 5(H)in
	Dessert Module	GF-MBSo3L	565x800x20(H)mm 22.2x31.5x5. 5(H)in
	Tea Module	GF-MBS15S	565x800x20(H)mm 22.2x31.5x5. 5(H)in